


Q1 What school does your child attend?

Answered: 153 Skipped: 0



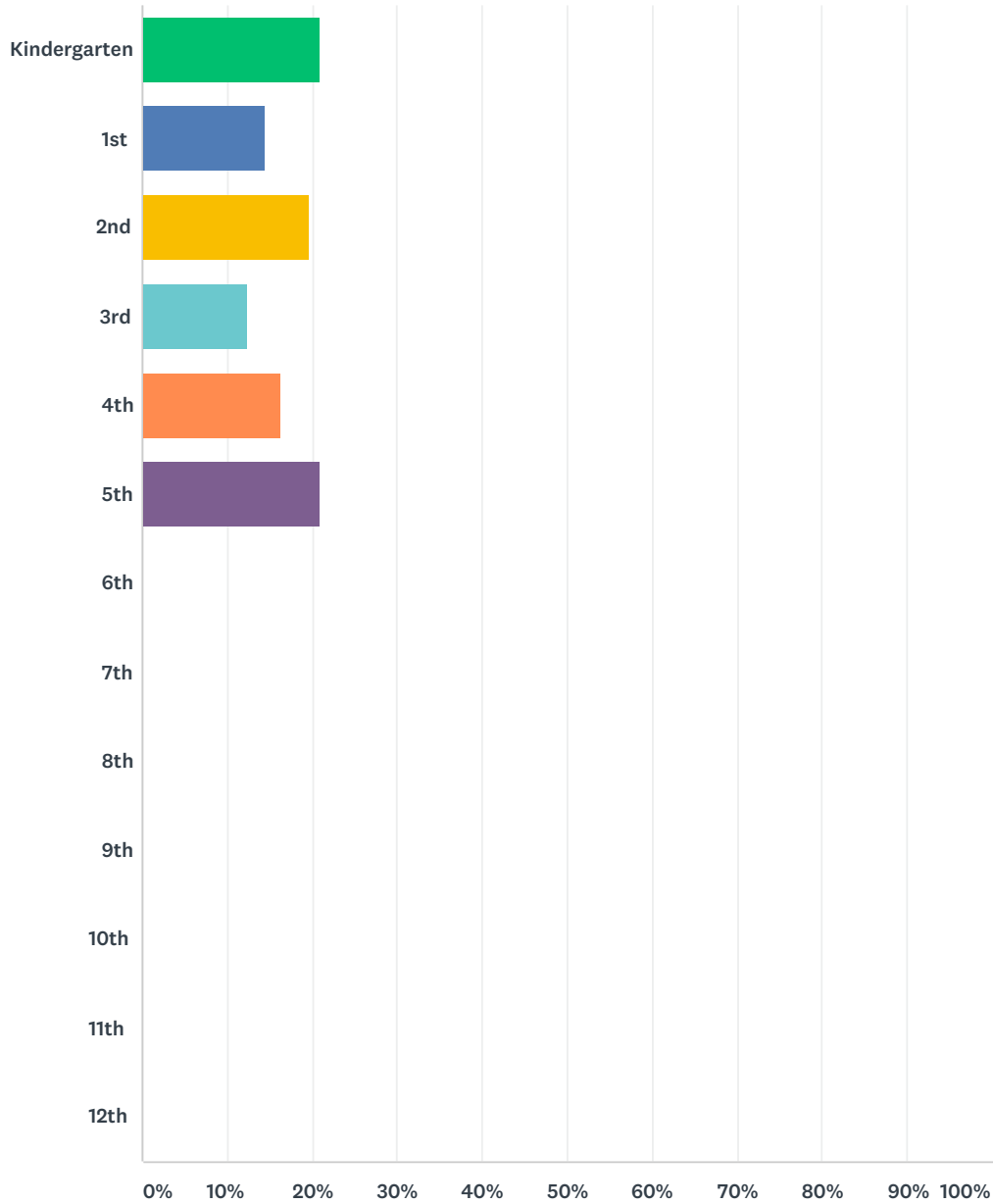
ANSWER CHOICES	RESPONSES
C. A. Gray Jr. High	0.00% 0
Colquitt County Achievement Center	0.00% 0
Colquitt County High School	0.00% 0
Cox Elementary	0.00% 0
Doerun Elementary	0.00% 0

2019 Title I Parent Engagement Evaluation

Funston Elementary	0.00%	0
Hamilton Elementary	0.00%	0
Norman Park Elementary	100.00%	153
Odom Elementary	0.00%	0
Okapilco Elementary	0.00%	0
R. B. Wright Elementary	0.00%	0
Stringfellow Elementary	0.00%	0
Sunset Elementary	0.00%	0
W. J. Williams Middle School	0.00%	0
TOTAL		153

Q2 In what grade is your child enrolled? check all that apply

Answered: 153 Skipped: 0



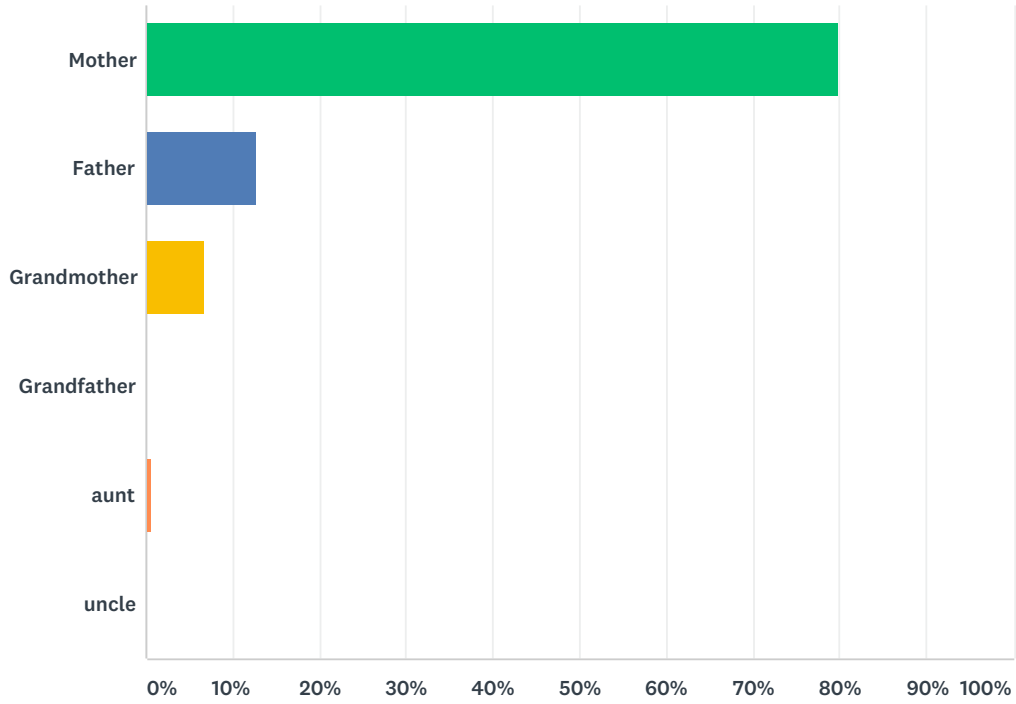
ANSWER CHOICES	RESPONSES	
Kindergarten	20.92%	32
1st	14.38%	22
2nd	19.61%	30
3rd	12.42%	19
4th	16.34%	25
5th	20.92%	32

2019 Title I Parent Engagement Evaluation

6th	0.00%	0
7th	0.00%	0
8th	0.00%	0
9th	0.00%	0
10th	0.00%	0
11th	0.00%	0
12th	0.00%	0
Total Respondents: 153		

Q3 What is your relationship to your child?

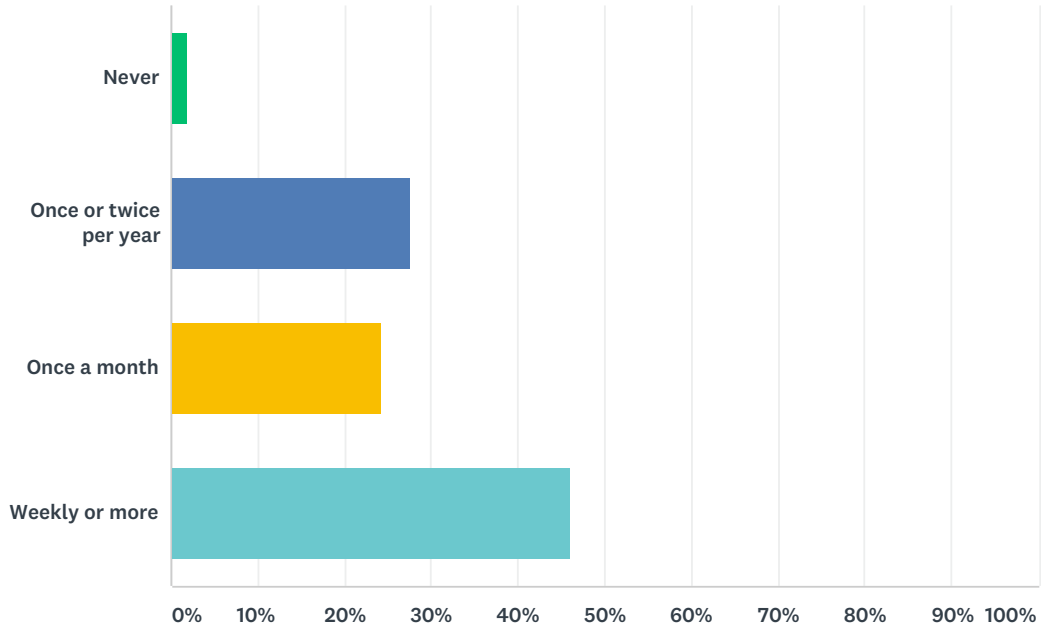
Answered: 150 Skipped: 3



ANSWER CHOICES	RESPONSES	
Mother	80.00%	120
Father	12.67%	19
Grandmother	6.67%	10
Grandfather	0.00%	0
aunt	0.67%	1
uncle	0.00%	0
TOTAL		150

Q4 How often do you communicate with teachers at your child's school?

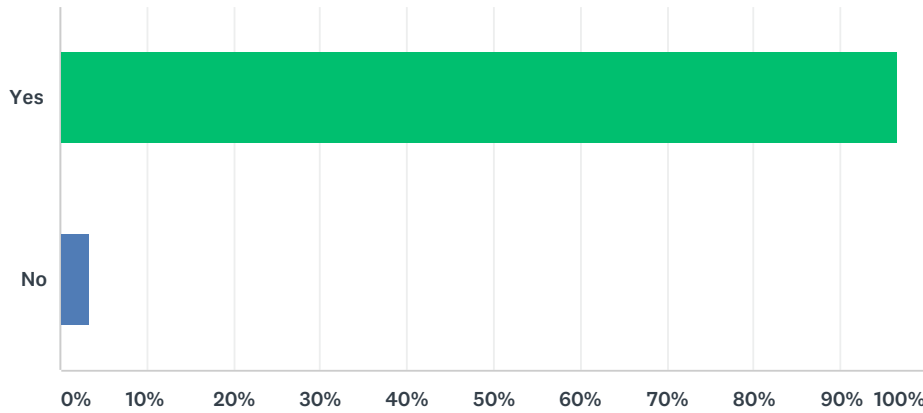
Answered: 152 Skipped: 1



ANSWER CHOICES	RESPONSES
Never	1.97% 3
Once or twice per year	27.63% 42
Once a month	24.34% 37
Weekly or more	46.05% 70
TOTAL	152

Q5 Do you feel informed when it comes to making decisions about your child's schooling?

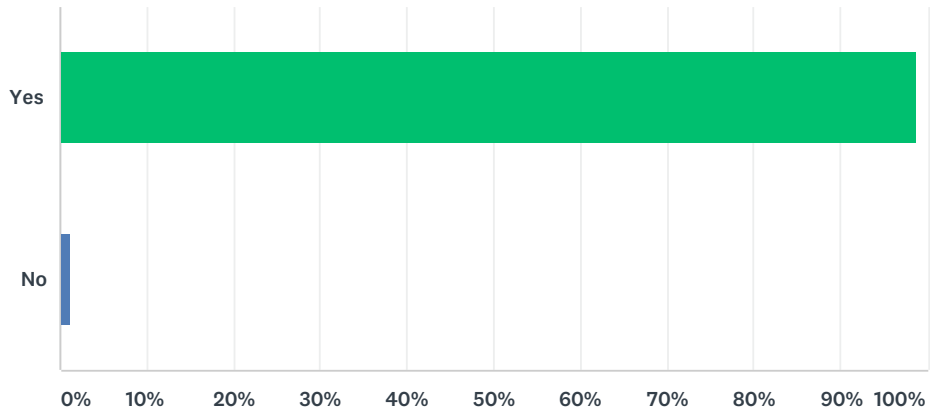
Answered: 151 Skipped: 2



ANSWER CHOICES	RESPONSES	
Yes	96.69%	146
No	3.31%	5
TOTAL		151

Q6 Are you satisfied with the services provided by the school to help you support your child academically?

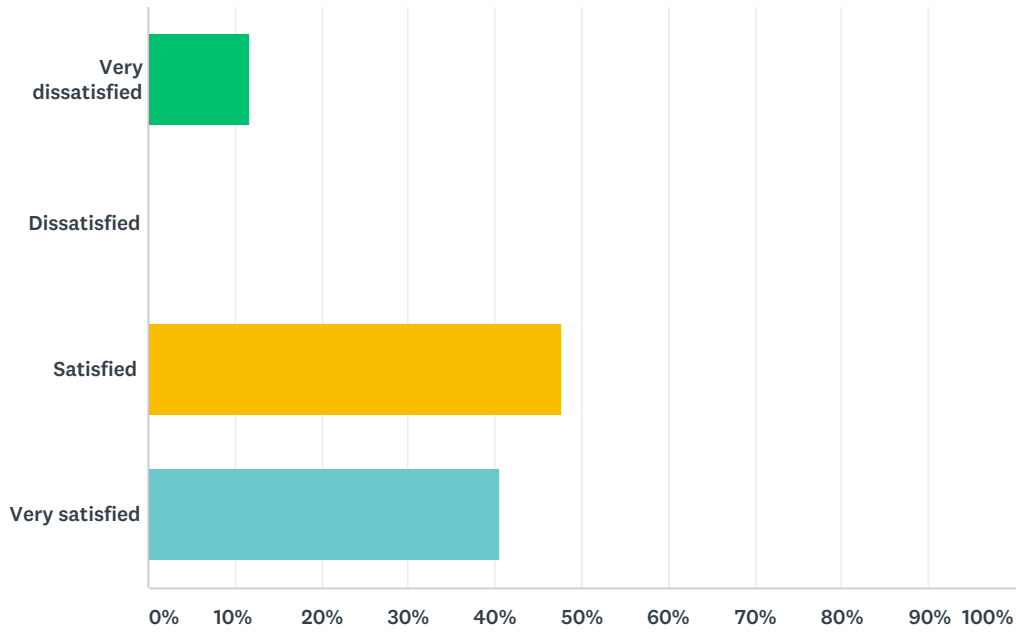
Answered: 152 Skipped: 1



ANSWER CHOICES	RESPONSES	
Yes	98.68%	150
No	1.32%	2
TOTAL		152

Q7 How satisfied are you with the way your child’s school works with parents and family members.

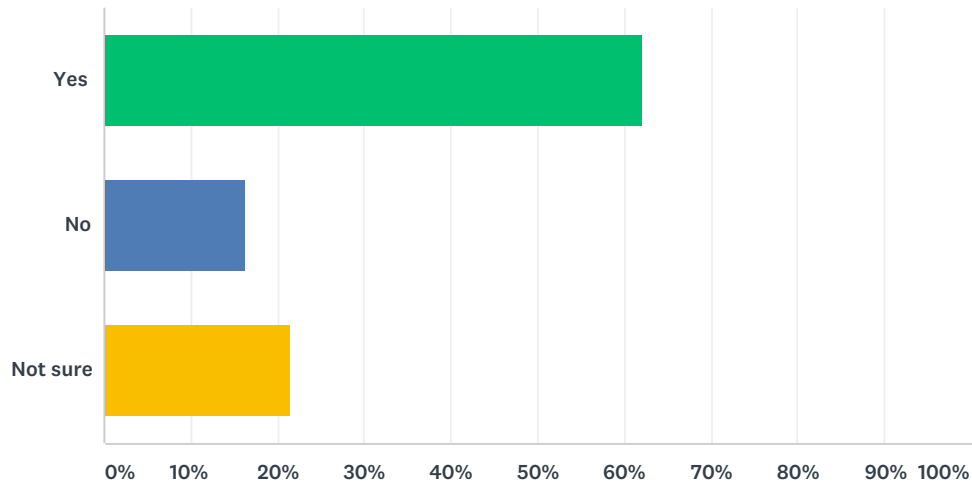
Answered: 153 Skipped: 0



ANSWER CHOICES	RESPONSES	
Very dissatisfied	11.76%	18
Dissatisfied	0.00%	0
Satisfied	47.71%	73
Very satisfied	40.52%	62
TOTAL		153

Q8 Have you been given the opportunity to participate in the planning and implementation of the parent and family engagement program at your child's school?

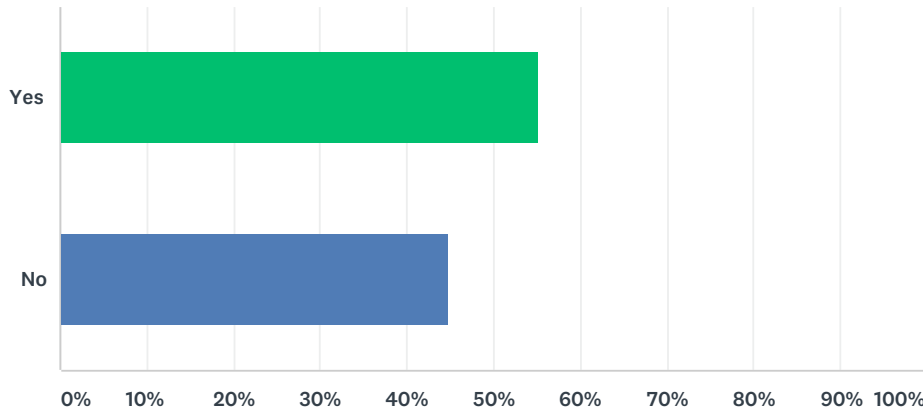
Answered: 148 Skipped: 5



ANSWER CHOICES	RESPONSES	
Yes	62.16%	92
No	16.22%	24
Not sure	21.62%	32
TOTAL		148

Q9 Would you like to participate in the planning and implementation of the parent and family engagement program at your child’s school?

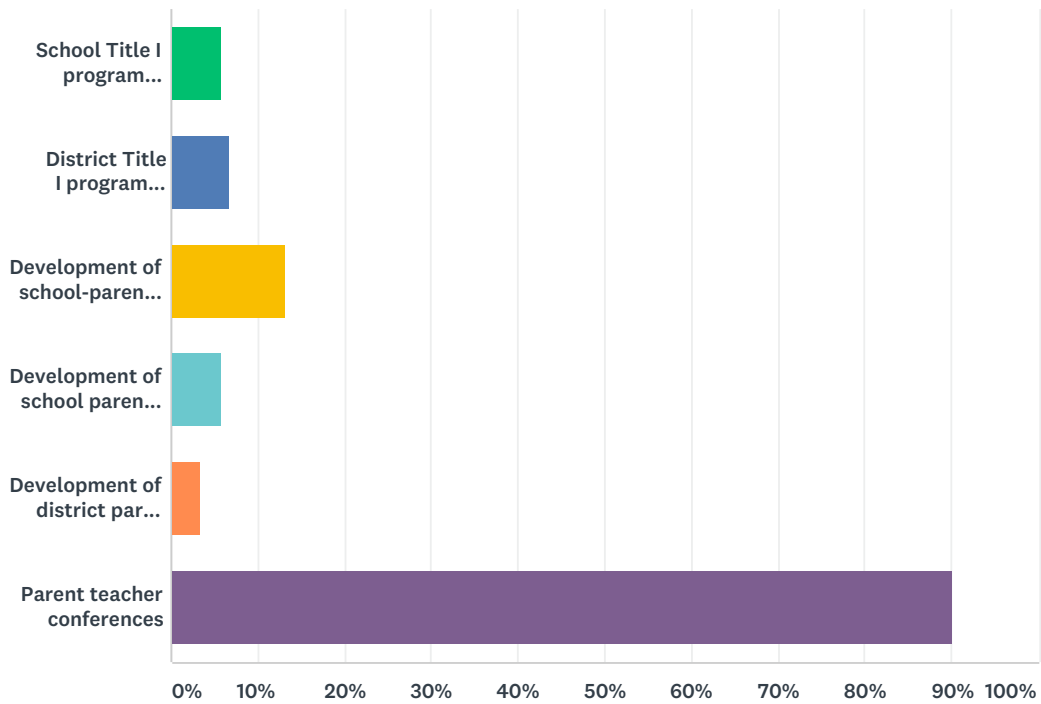
Answered: 143 Skipped: 10



ANSWER CHOICES	RESPONSES	
Yes	55.24%	79
No	44.76%	64
TOTAL		143

Q10 Did you participate in any of the following decision making opportunities requiring parent input and partnership?

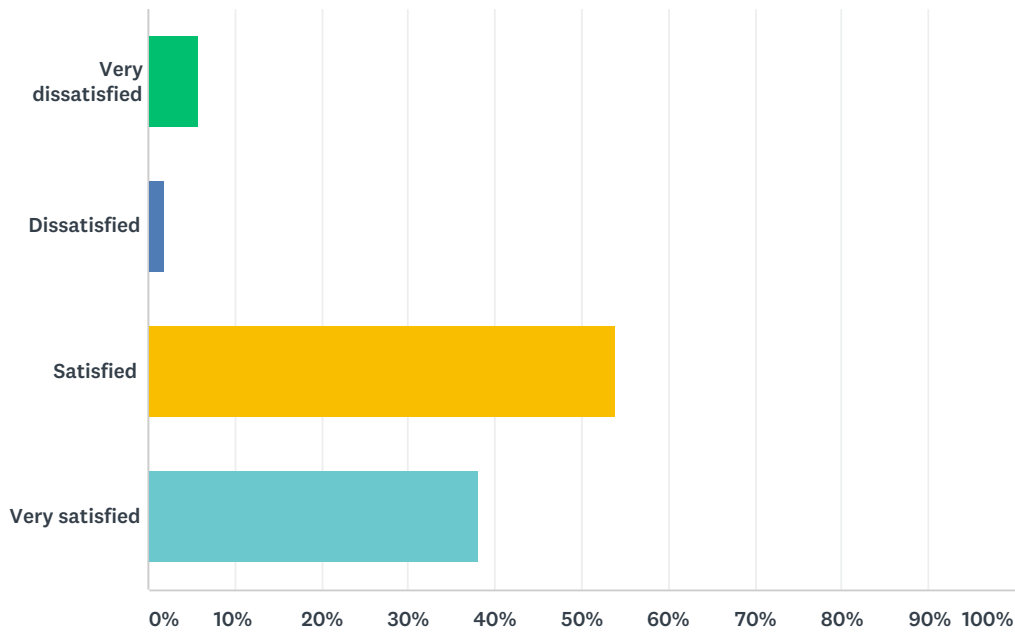
Answered: 121 Skipped: 32



ANSWER CHOICES	RESPONSES	
School Title I program planning and evaluation	5.79%	7
District Title I program planning and evaluation	6.61%	8
Development of school-parent compact	13.22%	16
Development of school parent and family engagement plan	5.79%	7
Development of district parent and family engagement plan	3.31%	4
Parent teacher conferences	90.08%	109
Total Respondents: 121		

Q11 How satisfied are you with the way you are included in the decisions made about your child's school?

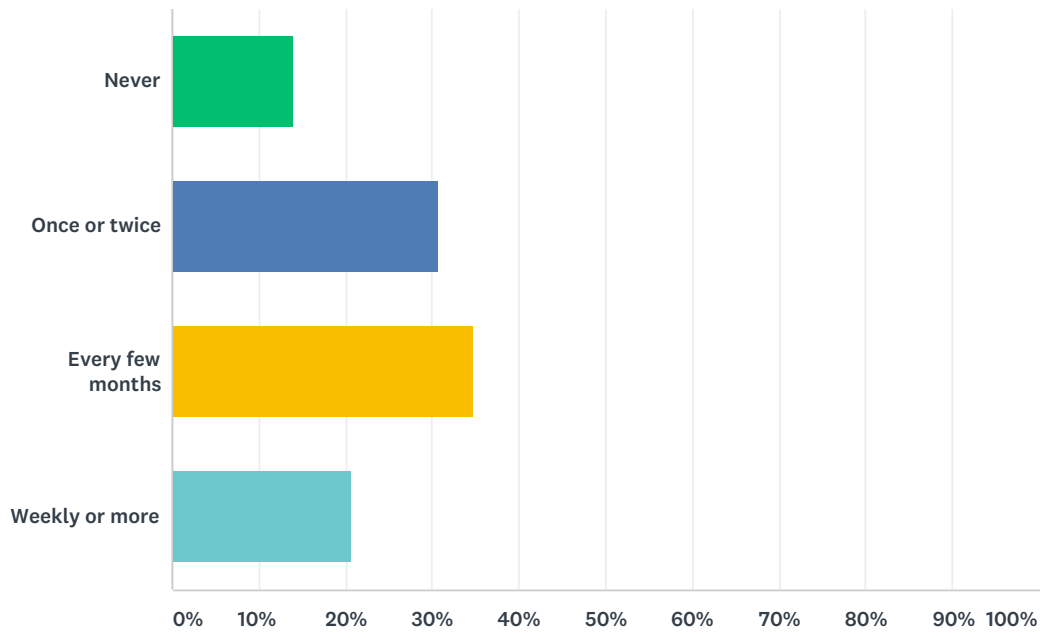
Answered: 152 Skipped: 1



ANSWER CHOICES	RESPONSES	
Very dissatisfied	5.92%	9
Dissatisfied	1.97%	3
Satisfied	53.95%	82
Very satisfied	38.16%	58
TOTAL		152

Q12 In the past year, how often have you communicated with the school about how they can help your child learn?

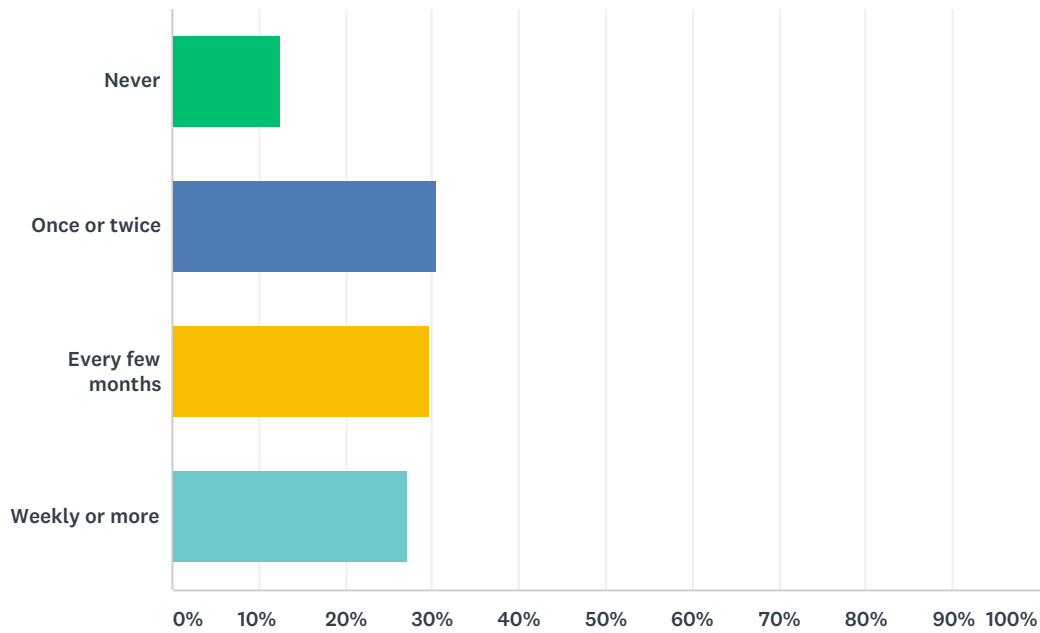
Answered: 150 Skipped: 3



ANSWER CHOICES	RESPONSES	
Never	14.00%	21
Once or twice	30.67%	46
Every few months	34.67%	52
Weekly or more	20.67%	31
TOTAL		150

Q13 In the past year, how often have you communicated with the school about ways that you can help your child learn?

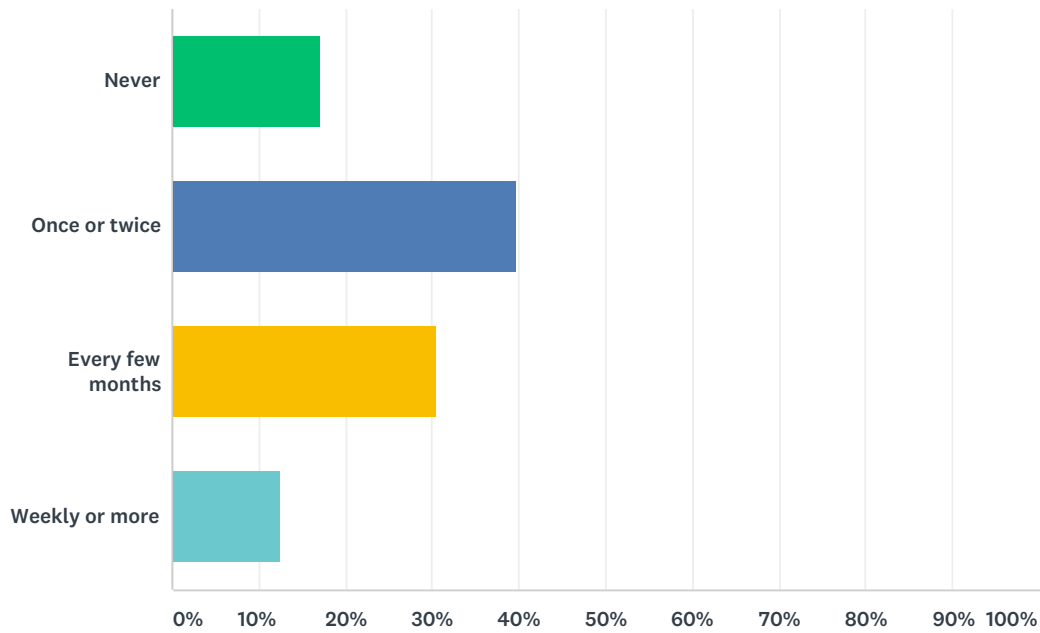
Answered: 151 Skipped: 2



ANSWER CHOICES	RESPONSES	
Never	12.58%	19
Once or twice	30.46%	46
Every few months	29.80%	45
Weekly or more	27.15%	41
TOTAL		151

Q14 In the past year, how often did you participate in a parent and family engagement activity, event, or program held by your child's school?

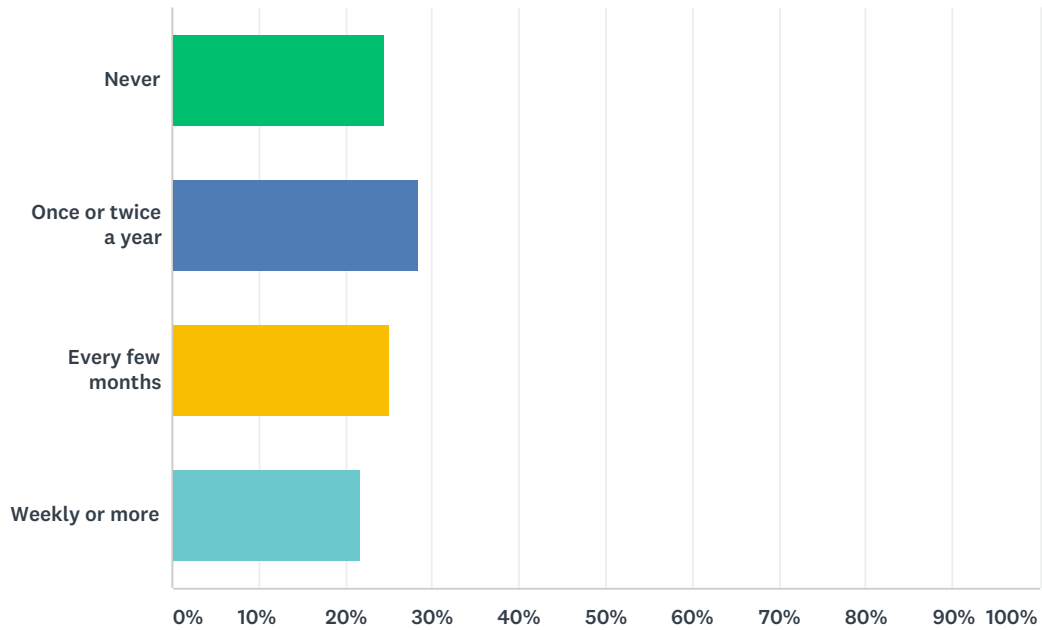
Answered: 151 Skipped: 2



ANSWER CHOICES	RESPONSES	
Never	17.22%	26
Once or twice	39.74%	60
Every few months	30.46%	46
Weekly or more	12.58%	19
TOTAL		151

Q15 How often do you visit your child's school website?

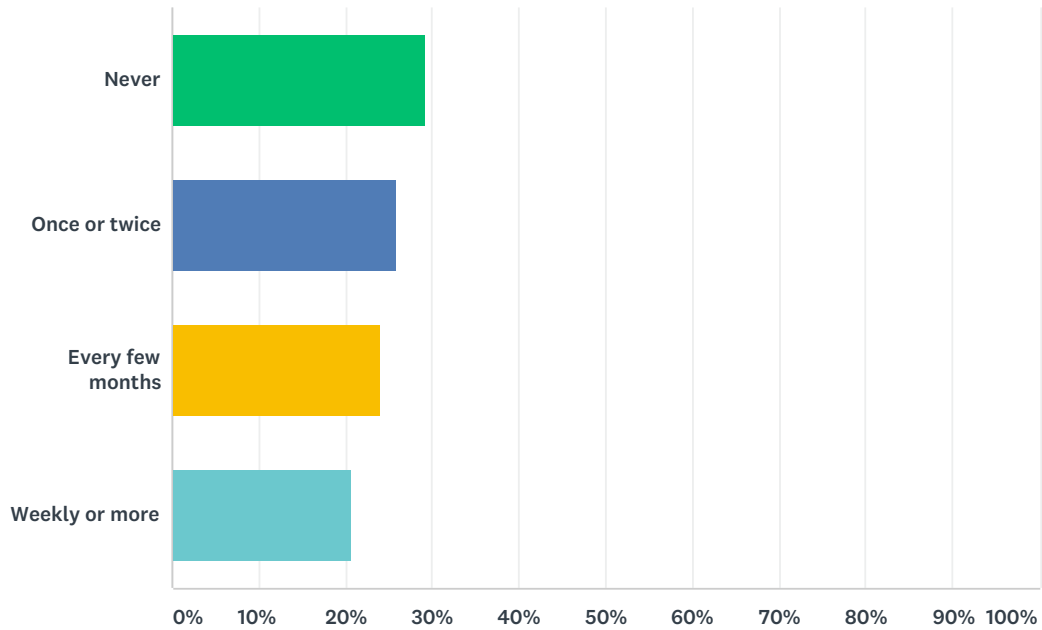
Answered: 151 Skipped: 2



ANSWER CHOICES	RESPONSES	
Never	24.50%	37
Once or twice a year	28.48%	43
Every few months	25.17%	38
Weekly or more	21.85%	33
TOTAL		151

Q16 How often do you visit the school district website?

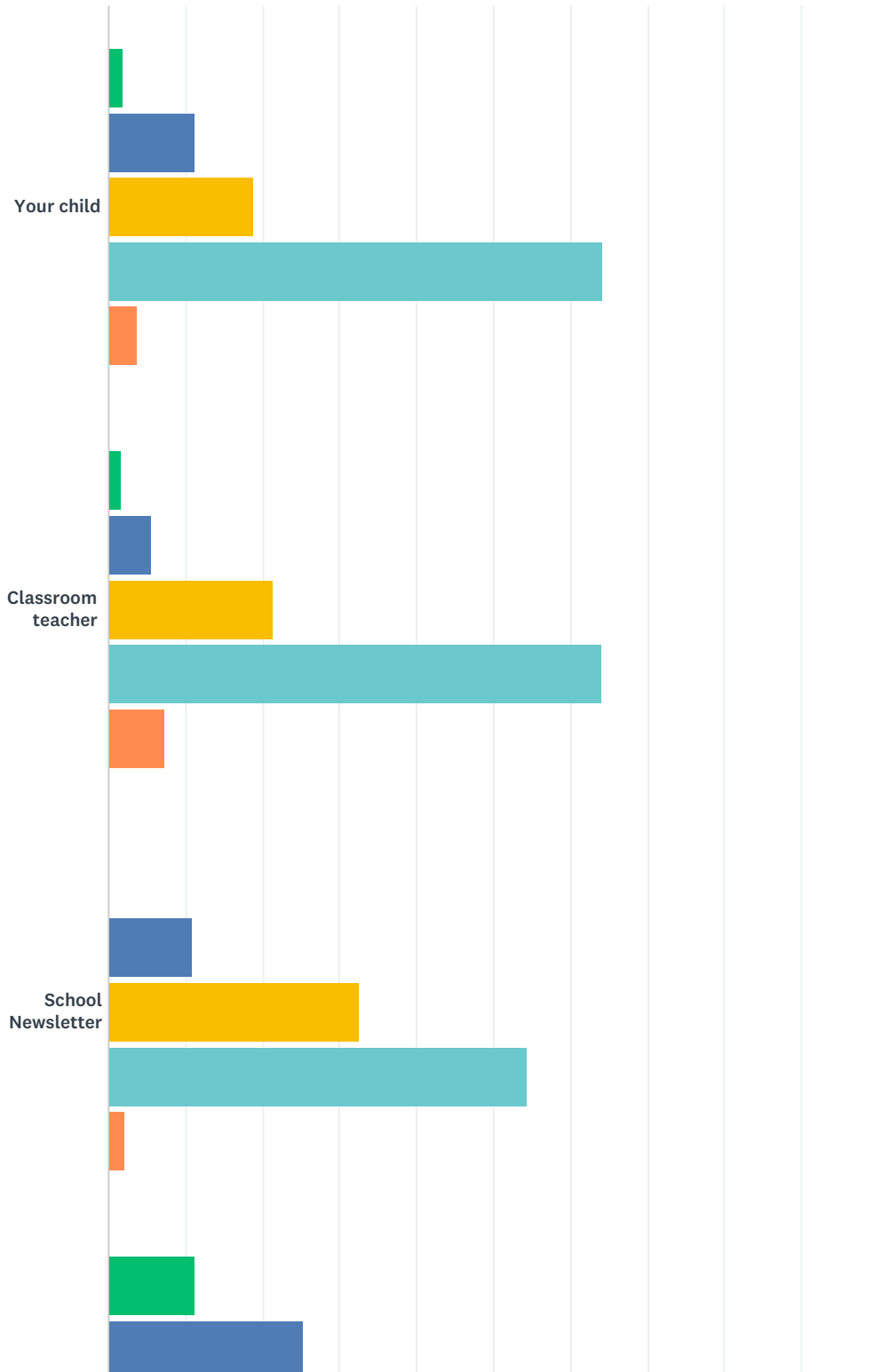
Answered: 150 Skipped: 3



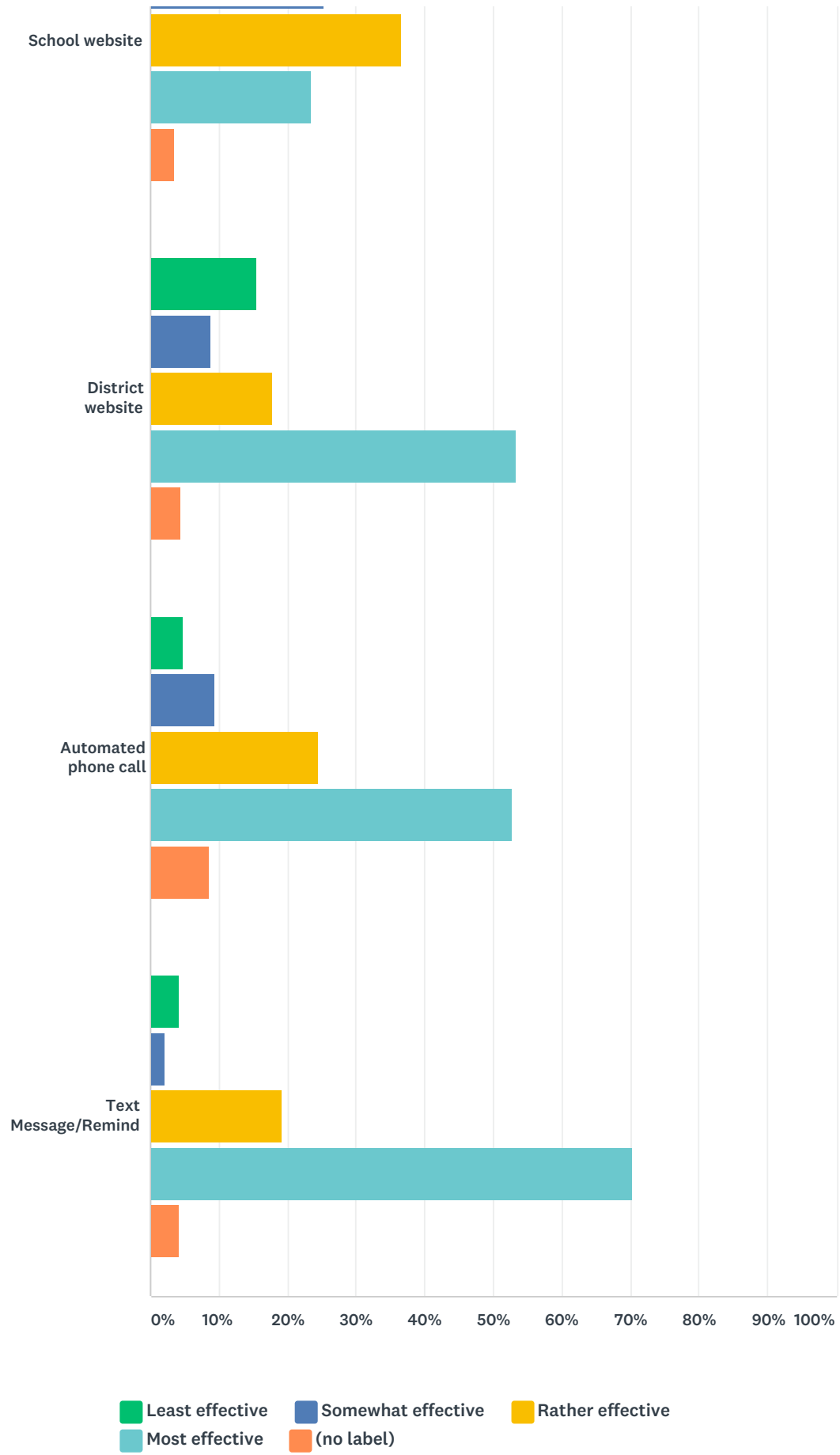
ANSWER CHOICES	RESPONSES	
Never	29.33%	44
Once or twice	26.00%	39
Every few months	24.00%	36
Weekly or more	20.67%	31
TOTAL		150

Q17 Please indicate how effective each source(s) is in ensuring information about parent and family engagement workshops, presentations, meetings or other information offered by the school district and/or your child's school is received by you?

Answered: 136 Skipped: 17



2019 Title I Parent Engagement Evaluation

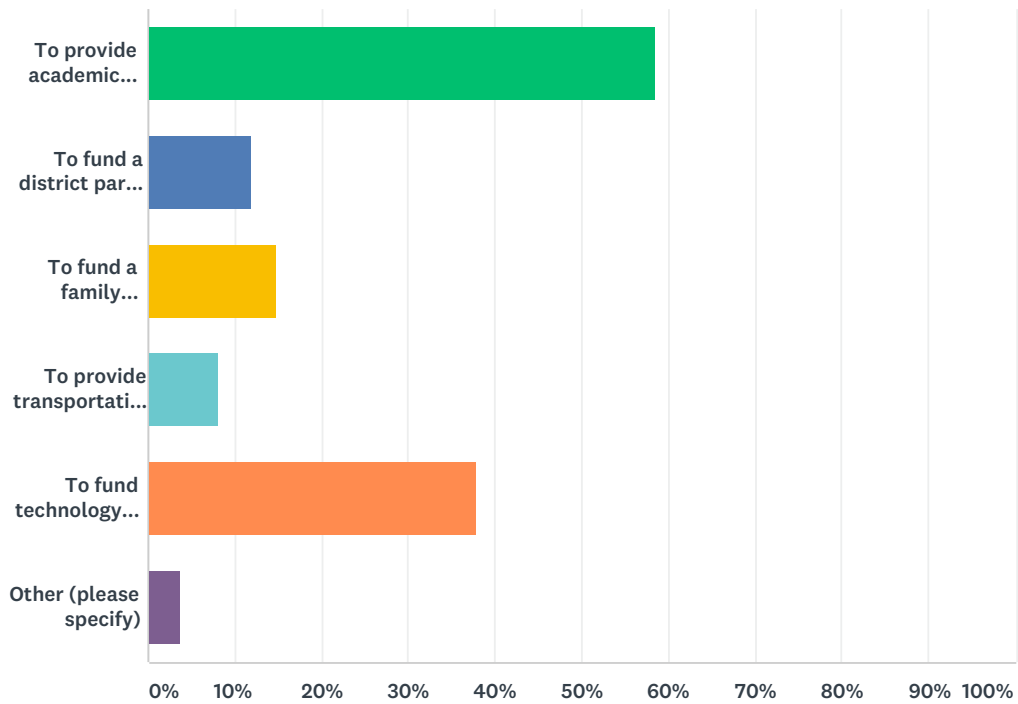


2019 Title I Parent Engagement Evaluation

	LEAST EFFECTIVE	SOMEWHAT EFFECTIVE	RATHER EFFECTIVE	MOST EFFECTIVE	(NO LABEL)	TOTAL
Your child	1.89% 1	11.32% 6	18.87% 10	64.15% 34	3.77% 2	53
Classroom teacher	1.64% 2	5.74% 7	21.31% 26	63.93% 78	7.38% 9	122
School Newsletter	0.00% 0	10.87% 5	32.61% 15	54.35% 25	2.17% 1	46
School website	11.30% 13	25.22% 29	36.52% 42	23.48% 27	3.48% 4	115
District website	15.56% 7	8.89% 4	17.78% 8	53.33% 24	4.44% 2	45
Automated phone call	4.72% 6	9.45% 12	24.41% 31	52.76% 67	8.66% 11	127
Text Message/Remind	4.26% 2	2.13% 1	19.15% 9	70.21% 33	4.26% 2	47

Q18 How would you like to see parent and family engagement funds used?

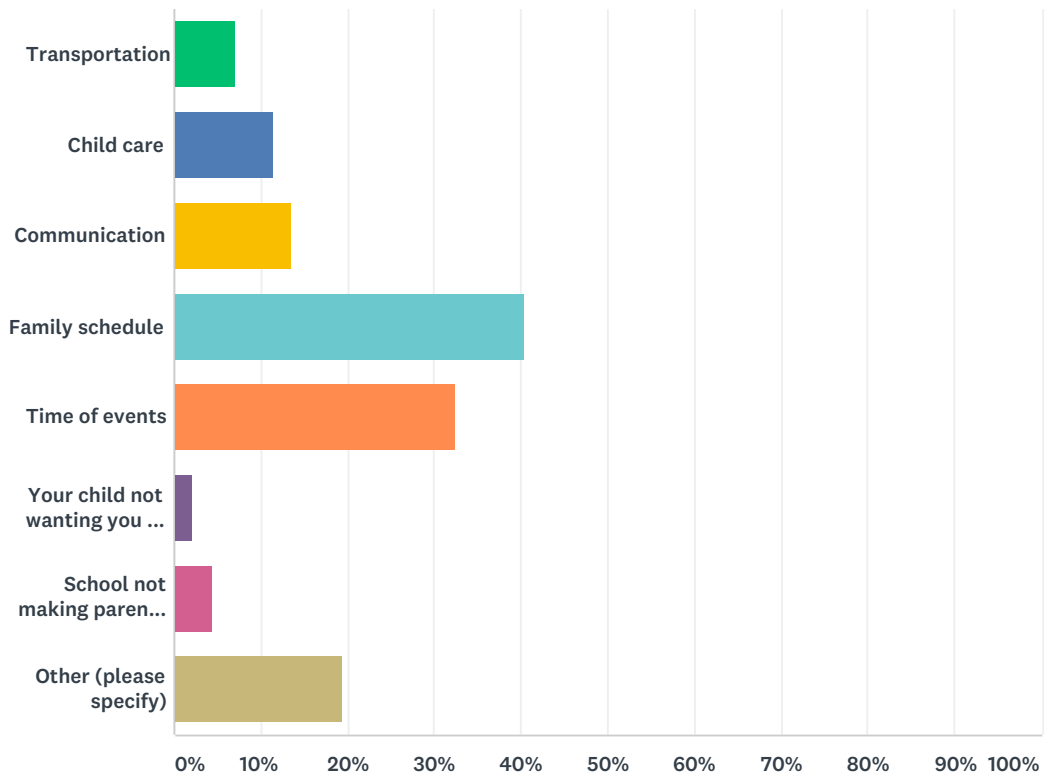
Answered: 135 Skipped: 18



ANSWER CHOICES	RESPONSES	
To provide academic materials for parents and family members to use with their student in the home	58.52%	79
To fund a district parent resource center	11.85%	16
To fund a family engagement coordinator to plan and execute parent and family engagement activities and events	14.81%	20
To provide transportation assistance for parents to attend Title I events at the school	8.15%	11
To fund technology resources at the school to support parent and family engagement	37.78%	51
Other (please specify)	3.70%	5
Total Respondents: 135		

Q19 Which of the following prevent you from being able to participate in school functions, activities, and planning events?

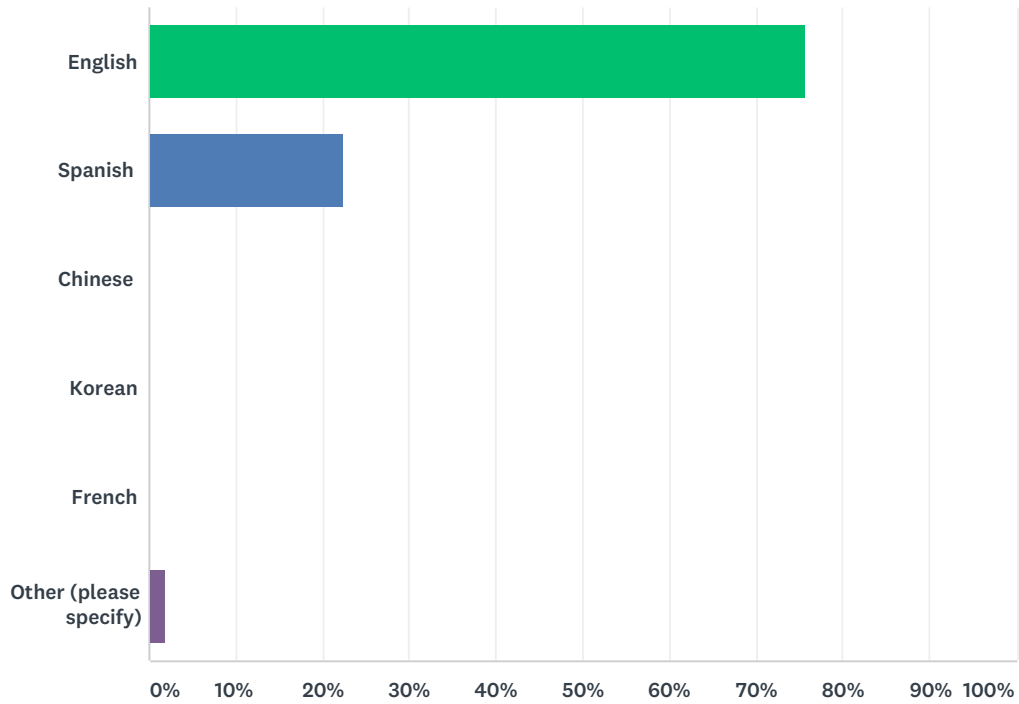
Answered: 139 Skipped: 14



ANSWER CHOICES	RESPONSES	
Transportation	7.19%	10
Child care	11.51%	16
Communication	13.67%	19
Family schedule	40.29%	56
Time of events	32.37%	45
Your child not wanting you to attend	2.16%	3
School not making parents feel welcome	4.32%	6
Other (please specify)	19.42%	27
Total Respondents: 139		

Q20 What is the primary language spoken in your home?

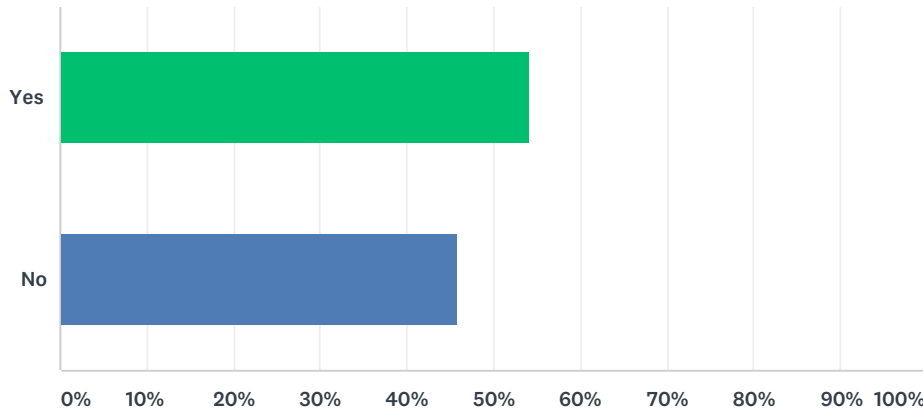
Answered: 152 Skipped: 1



ANSWER CHOICES	RESPONSES	
English	75.66%	115
Spanish	22.37%	34
Chinese	0.00%	0
Korean	0.00%	0
French	0.00%	0
Other (please specify)	1.97%	3
TOTAL		152

Q21 I am willing to volunteer in our schools, but I am unsure how I can help.

Answered: 140 Skipped: 13



ANSWER CHOICES	RESPONSES	
Yes	54.29%	76
No	45.71%	64
TOTAL		140

Q22 How can the school improve on actively engaging parents, family members, and the community in the activities of the school?

Answered: 34 Skipped: 119